

# Commitment

BETWEEN SCHOOL & PARENTS





## FREE PRIMARY SCHOOL WELLE



*Direction:* Lieve Van Valckenborgh

At our school, Miss Annelies coordinates an expanded *care team* of care teachers in the kindergarten and in the primary school department.


We organise 3 *parent-teacher meetings* each school year for our toddlers and for our primary school children. These dates will be communicated at the start of the school year.

School's *contact details:*

Kerkstraat 55, 9473 Welle  
053 664 889  
directie@welle.be  
www.welle.be

Our *school hours:*

	<b>morning</b>	<b>afternoon</b>
<b>Monday</b>	8:40 – 11:55	13:10 – 15:35
<b>Tuesday</b>	8:40 – 11:55	13:10 – 15:35
<b>Wednesday</b>	8:25 – 12:00	/
<b>Thursday</b>	8:40 – 11:55	13:10 – 15:35
<b>Friday</b>	8:40 – 11:55	13:10 – 15:35





Dear Parent,

You have chosen a school which is committed to a good cooperation with parents! Every child deserves quality education and we can best ensure that together. As a parent and educator you play an important role in your child's school career. You can do a lot of things to follow up, motivate and support your child from home. You are also an important source of information for us. As a parent you know your child best!

Partners who work together have expectations of each other, but often these are not expressed and misunderstandings arise. That is sometimes also the case for a school and parents. We want to avoid this. With this agreement we want to tell you what we as a school are committed every day. You also read what we expect from you as a parent and what you as a parent can do to support your child's school career as best as possible from home.

We want to talk about 7 themes here: language, parent contact, attendances, individual guidance, safety, homework and school costs. If we both agree, we sign this document. In this way we are both committed to good cooperation and following up on a number of agreements!

Sometimes as a parent you have questions about your child's education or school career. The school wants to be there for you at those moments. So don't hesitate to ask for help. Together we look for the best solution for you and your child, so that you can continue on your way.



Signature school

Signature parent(s)



# LANGUAGE

- We are committed to optimally supporting the language development of all our children within this Dutch-language school.
- All children are welcome at our school. We are positive about all the languages that are present at our school.
- We try to communicate well and clearly with all our parents. In our communication with foreign-language parents, we try to be sufficiently flexible so that the contact continues to run optimally. At the same time, we want to encourage our children and their parents to use Dutch as much as possible. We think this is important for various reasons. One reason is that not all of our teachers speak a different language. They appreciate every effort you make to learn the Dutch language and talk to them in Dutch.
- We encourage foreign-language parents to learn Dutch. We provide them information about Dutch language lessons and opportunities to further practice the Dutch language.
- Parents who do not understand certain information can always go to the management or the care teacher.
- We have a care team at our school. They ensure that all children feel good at our school. In addition, they provide extra care to children having difficulties learning and to foreign-language children.
- We organize a language class at our school for foreign-language and language-weak children. Parents who have questions about this can always contact the care teachers or the management.
- We introduce our children to the library and encourage them to read, both in Dutch and in the home language.
- We provide information to our foreign-language parents about multilingual education.

You can help as a parent!

## A FEW TIPS



### TO STIMULATE YOUR CHILD'S LANGUAGE DEVELOPMENT

#### **Talk, talk, talk!**

The best way to get your child to improve in a language is by talking, talking and talking again. Having conversations, singing songs, reading together in a book, ... these are all activities that promote the language development of your child. Do that in a language in which you feel good and certainly not in a language that you do not know very well! If your child hears and speaks the mother tongue a lot, that will help when learning a second language such as Dutch.

#### **Practicing Dutch in free time**

If your child does not speak Dutch at home, try to make sure that she/he can also practice Dutch outside school hours. This makes Dutch more than just a 'school language' for your child. In Denderleeuw there are many activities for children and youngsters in their free time. You can choose sports, music, dance, a youth movement and much more. In this way your child will practice Dutch with friends during a fun activity. Ideal! For a brochure with the range or for more information you can go to the Leisure department of the municipality of Denderleeuw, in 't Kasteeltje (Stationsstraat 7) or via 053 64 54 00.

#### **Every day to the class!**

Preschool children who come every day or regularly to class learn a lot of a language and the language development will progress fast. The teacher speaks with them, but they also talk a lot with the other preschool children. You will see that they progress very quickly!

#### **Learn Dutch yourself**

If you make efforts yourself to learn and use Dutch (eg to the teacher) this has a positive influence on your child. In this way you show your child that Dutch is also an important language for you. What you value important, your child also values important! Moreover, you can better follow what your child experiences and learns at school.



ABC





# PARENT CONTACT

- At the start of every school year we organize an information evening for all parents and an introduction to your child's classroom teacher.
- We organize parent contact for both preschool children and primary school children. You will receive the dates at the start of the school year. This way you have enough time to make the necessary arrangements. One or two weeks before the parent contact you will receive another invitation with your child as a reminder.
- We do our best to make the parent contact a pleasant moment and to communicate sufficiently positive about your child.
- The school can also invite you for additional conversations about your child. We will inform you in good time about the meeting so that we can find a suitable solution together.
- The conversation with the teacher will continue in Dutch. If the conversation with the parent(s) is very important or of a delicate nature, the school can allow a mixed conversation or provide an interpreter. We inform the parents of this in good time.

# You can help as a parent!



## A FEW TIPS

### **I'm coming to the parent contact**

You try to be present at the parent contact meeting. If you have received an appointment, please respect that so that other appointments are not delayed.

If you are unable to attend, please inform the school (contact details at the front of this brochure).

### **Comply with language agreements**


The conversation with the teacher is in Dutch. If your Dutch is insufficient, bring an interpreter to the parent contact meeting. It is better that your own children is not interpreting. Try to search an adult person. If you do not know anyone for this, please contact the management. If the conversation with the parents is very important or of a delicate nature, then the school itself can arrange an interpreter or allow you to speak your own language while the teacher answers in Dutch. The school will inform you of this in good time.

### **Look into the diary or the round-and-back notebook every day**

We use round-and-back notebooks, the school diary, calendars and letters at our school to inform parents. As a parent, it is important that you check your child's round-and-back notebook or diary every day, so that you can stay fully informed. If you do not understand something, do not hesitate to ask questions to your child's teacher!

### **Do not hesitate to communicate with the teacher!**

If you are worried about your child or have questions about the approach, you can request a meeting with your child's teacher at any time. You will find the contact details of the teacher at the front of your child's diary. In addition, you can also use the round-and-back notebook or your child's diary to communicate with the teacher. You can ask a question, make a comment, share an important fact about your child, ... or give the teacher a compliment about his or her work!





# SUFFICIENTLY PRESENT

- We encourage parents to take their children every day to school. We think it is important to introduce new parents to their child's teacher and to familiarize them with the way we work. For example, we organize an acquaintance in the class at the start of each school year. Parents receive information from the teacher about what their child is learning in the classroom and can freely ask questions.
- We follow up all our students. If a child remains absent for a long time without a message from the parents, the school will contact them.



# You can help as a parent!

## A FEW TIPS



### **Every day to the class!**


Preferably bring your child to kindergarten every day or very regularly. This is important for the general development. In kindergarten your child discovers himself, the others and the world around him. The list of things your child learns in kindergarten is infinite: using new words, socializing with other children, working together with other children, working independently, moving, talking in front of a group, singing and dancing,... By learning all those things, your child will gain self-confidence!

### **Respect agreements about absences**

From the age of 6 education is compulsory. If your child cannot come to school, you must notify the school. A letter of sickness written by the parents is only possible four times per school year (for a maximum of three consecutive days). From the fifth time you need a letter from the doctor or if your child is ill for more than 3 days. For legitimate absences (eg funeral, marriage or certain religious holidays) you should contact your child's teacher in advance. For all other absences you should ask permission from the management.

### **Glad you're on time!**

It is more pleasant for your child and for the teacher if everyone is present at the starting moment of the day. If you, as a parent, pay attention to punctuality, your child will also learn the right attitude. Our school hours can be found at the front of the brochure.





# INDIVIDUAL GUIDANCE

- We follow the evolution of all our students and try to guide them as well as possible in their education. By doing this we can detect potential problems in a timely manner and communicate them to the parents. Our school has a care team for this.
- Individual guidance is a serious matter for us (based on facts and observations) and, moreover, we treat this information discretely.
- Some children need specific individual counselling at certain times. Other children constantly need individual guidance and extra care. If your child needs guidance and extra care, we will discuss this with you. We make an appointment and let you know who will be present during the meeting. Your child's teacher will always be present. During this meeting we make agreements: we discuss the support that the school can offer and what you can do as a parent .

# You can help as a parent!



## A FEW TIPS

### **Make free time and don't be afraid of a care consultation**

We expect you to respond to our request for cooperation. The school is convinced that the input of the parents is very important and wants to involve them in the decisions about their child.

### **An open and honest conversation**

As a parent you know your child best. The information that you have is therefore very useful. It is therefore in the interest of your child that you adopt an open and honest attitude during the conversation. During the care interview you as a parent can also tell about yourself and what support you can and cannot give. It is important that the agreements we make are realistic and feasible for you.

### **Don't hesitate to ask your questions!**

As a parent you can sometimes worry about what happens to your child at school: does my child feel good in class? Is my child being bullied? Does my child have fear of failure or stress ...? Do hesitate to ask these questions and talk to your child's teacher. After all, it is possible that you as a parent sense something faster. By talking to the school about it, the best solution can be found.







# SAFE AT THE SCHOOL GATE

- Our school pays a lot of attention to safety at school and safety in the school vicinity.
- The school gate is supervised in the morning.
- After the school hours, we guide the children who go home or to after-school care.
- A number of teachers took a road safety course and have been appointed as 'authorized overseers'.



# You can help as a parent!



## A FEW TIPS

### **Attention to the safety of all children**

We ask you to be responsible for safety at school, together with us. Not only for your child, but for all our the children. This is how you set a good example to your child. Things like double parking, parking your car on the pedestrian crossing or on the bus lane are not allowed! This is not only the cause for nuisance and unsafe situations, but is also annoying for the other parents and school staff.

### **Leave on time**



If you bring your child to school by car, it is important that you leave on time. The number of parking places near the school gate is limited. As a result, you may have to park a little further.

### **Safe on the bike**

If your child comes to school by bicycle, make sure that the bicycle is and remains in order. It's safer that way!

### **Visibility**

Make sure your child is seen in traffic. Provide a fluo jacket for your child.





# HOMEWORK

We have a number of homework agreements at our school. We communicate about this with all our parents during the information moment in the classroom at the start of the school year, during parent contact meetings and via the school diary.


# You can help as a parent!



## A FEW TIPS

### **Try to provide structure, serenity and a positive atmosphere**

- > Ensure a quiet workplace (not too much noise, not too much clutter).
- > Show interest in the homework and in everything your child does and learns at school. Take a look occasionally, not to check, but to know what your child is doing. Also check the round-and-back notebook or the school diary of your child every day.
- > Ensure that homework does not lead to tensions at home, but try to stimulate your child in a positive way.
- > If homework does not work well, do not hesitate to ask your child's teacher or teacher for advice .
- > Sufficient sleep is not only necessary to be fit at school, but also for doing homework. So make sure your child gets enough sleep!







# SCHOOL COSTS

## THE MAXIMUM INVOICE: *what is that?*

The maximum invoice for the primary school ensures that all primary schools in Flanders charge the same for all children. In this way all parents can choose a school for their children without having to worry about the school invoice. The cost that the school may ask parents is very democratic and guarantees affordable education! The amount is linked to the child's age and is fixed. Your child will receive an entire year of education for that amount.

## *What is covered by the maximum invoice?*

All the activities that the school organizes to make your child's learning enjoyable and fascinating: a visit to the theater, a visit to an exhibition, a nature walk in the forest, etc. A maximum amount has also been set for school trips of several days.

The school must also provide free of charge all materials needed to be able to attend classes. You must purchase yourself a number of items such as a bookbag or a gymnastics bag. You can find a list of all materials on [onderwijs.vlaanderen.be/nl/lijt-met-gratis-materiaal](https://onderwijs.vlaanderen.be/nl/lijt-met-gratis-materiaal). You have an overview of what you to buy and not. Preferably you can also ask for some explanation about this at your child's school!





## What are the amounts?

As a parent you pay a maximum of 45 euro's per school year for a preschool child.

Is your child in primary school? Then you pay a maximum of 85 euro's per school year.

The maximum amount that the school can charge for multi-day trips throughout the whole career in primary school is 435 euro's.

**These amounts are indexed annually and may therefore differ slightly.**



## What is not covered by the maximum invoice?

The school offers a number of services without obligation and parents decide for themselves whether or not to make use of them. The school charges a cost for this. At the start of every school year you will receive an overview of the prices from the school. This way you as a parent know what extra costs you can expect.

This concerns the following:

- gymnastic clothing
- hot food at school
- afternoon supervision
- transportation to and from school
- new year letters
- class photos
- subscriptions to magazines for your child
- care before and after school

You can find more information about the maximum invoice and school costs on

[onderwijs.vlaanderen.be/nl/ouders/kosten-en-schooltoelagen](https://onderwijs.vlaanderen.be/nl/ouders/kosten-en-schooltoelagen)





# SCHOOL COSTS

## A FLEXIBLE SCHOOL

We offer parents various payment options: bank transfer, payment in installments or cash payment.

## AN INFORMING SCHOOL

Some parents are entitled to financial aid. We inform all parents about the possibilities: aid of the municipality of Denderleeuw via the UiT pass with chance rate, the school aid regarding the growth package, aid by the health insurance fund (eg for multi-day trips or speech therapy).

## A CARING SCHOOL

We never talk to our children about payments or unpaid invoices. You receive all communication about school costs from us by post or via a closed envelope in your child's diary. If we find that the invoices remain unpaid, then we invite you for a confidential conversation at our school to look for a sustainable solution.

Do you have questions about school costs? Do you want a different payment arrangement or are you unable to pay the invoices? Do not hesitate to contact the management (contact details at the front of the brochure).

FREE  
PRIMARY SCHOOL  
WELLE

## AN AFFORDABLE SCHOOL

As a primary school, we are bound by the maximum invoice. This means that the contribution paid by parents to the school is limited and fixed by law. In addition, our school makes extra efforts to be an affordable school for all children and parents:


- the T-shirt with the school's logo for physical education is free. Parents should provide a pair of dark blue or black gymnastics pants.
- we encourage the use of a water bottle or pet bottle and provide free tap water.
- we implement a birthday celebration policy at school: children are not allowed to bring along individual treats in class. Sharing a birthday-cake, however, is allowed.
- we friendly ask parents not to buy gifts for teachers at the end of the school year. At our school, a word of thanks on a note, card or drawing, is equally appreciated by our teachers!
- we accept the UIT pass at social rate


### How do we invoice?

We bill the maximum invoice in 3 instalments a school year. Parents will receive a monthly invoice for all other costs.

### Saving plan for bigger trips

Parents can join a for the snow classes (6th grade).





**This commitment was developed by the  
6 primary schools of the municipality of Denderleeuw  
and Onderwijsopbouwwerk Denderleeuw.**

*The text in this booklet is a literal translation of the Dutch version.*

**Denderleeuw**  
Vertrouwde schakel

